

# Specification

D8120-12V-8mm



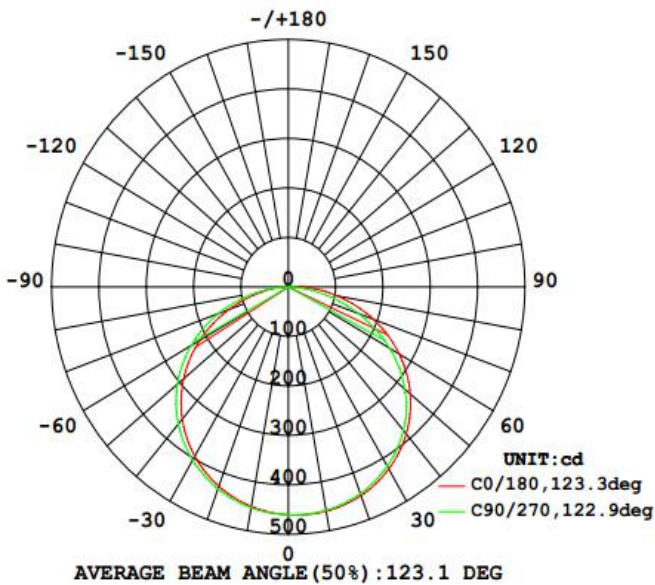
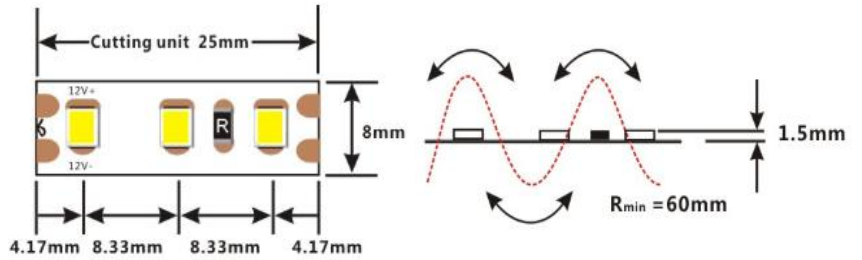
▼General description

- Self-encapsulated design offers eight optional 2700-6000K white lights
- High quality PFC, high thermal 3M adhesive
- With life span over 60000H
- Ta: -25~40°C; Tc: 75°C (max)

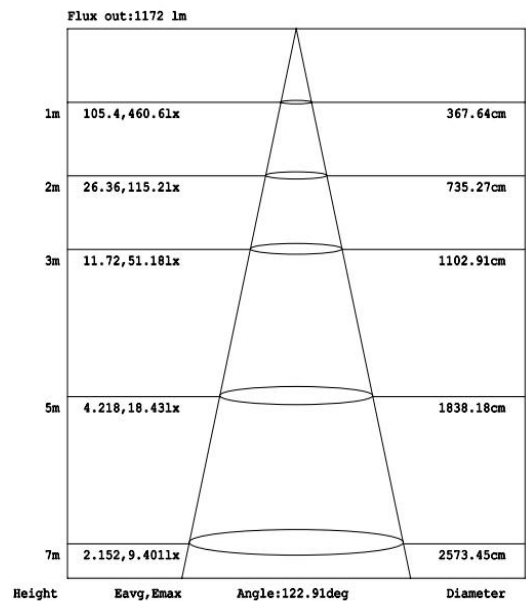


▼Dimension

- \*Max.length: 5000mm
- Cutting unit: 3leds/25mm
- LED pitch: 8.33mm
- Min. bend diameter: Φ60mm
- Mounting: 3M tape
- IP: IP20/IP55/IP65/IP67/IP68
- \*Warranty: 5years



Photometric of 1M strip



AAI Figure

\*Max.length data is based on 10% voltage drop

\*Warranty is based on indoor use

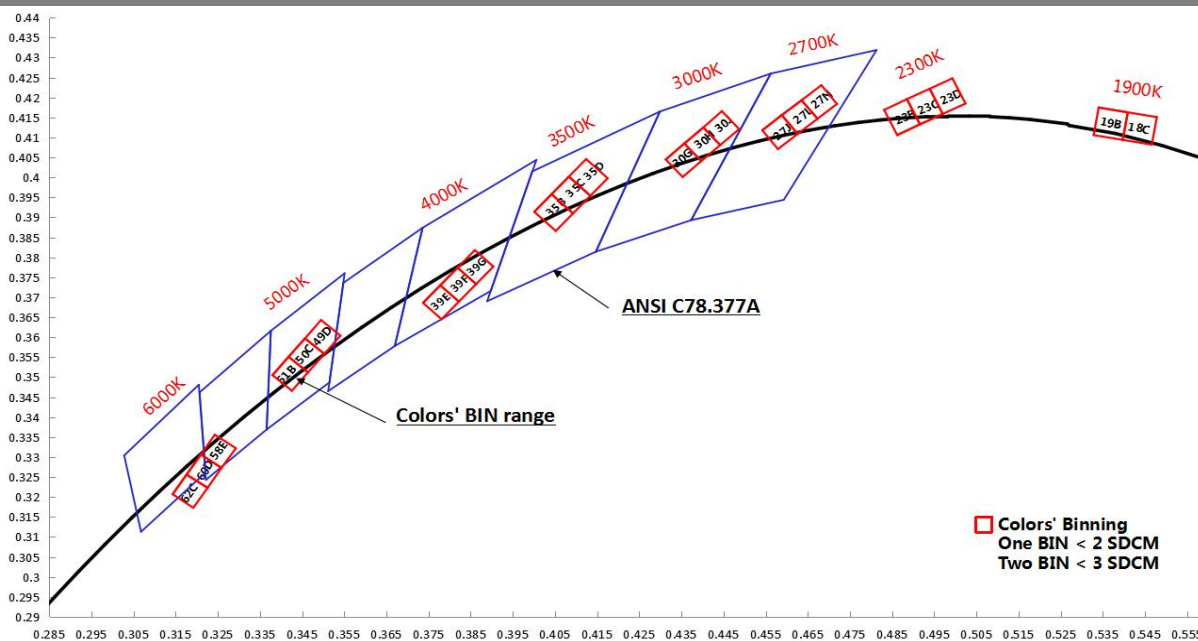
### ▼ Electronic & output data

Input voltage: DC12V	Rated current: 1.125A(1m) /4.96A(5m)
Typical Powe: 13.5W(1m) /59.6W(5m)	CRI: >80
Max.power: 14.4W	On-off times: 10000 (test times)
Power range: 12.5 ~ 14.4W	Copper foil: 3oz



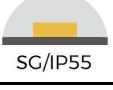


CRI	Color	CCT	Lumen(lm)	lm/W	Energy efficiency class
Ra>80	SW	2700K	1380	101	F
Ra>80	WW	3000K	1450	106	F
Ra>80	NW	4000K	1450	106	F
Ra>80	W	6000K	1450	106	F

- 1.The tolerance of output data can be vary up to 15%
- 2.the output data tested according to IES TM 30 15
- 3.the output data is based on IP20/1merter, data of 5m in only for reference
- 4.IP protection process leads changes to size, CCT and luminous flux













### ▼ BIN



▼ IP Process

IP Process	Picture	description	Size	optional CCT/color for finished product	lumen output rate
NO	 NO/IP20	No proof	8mm*1.5mm	2700K/3000K/4000K/6000K	100%
NA	 NANO/IP65	Nano-proof	8mm*1.5mm	2700K/3000K/4000K/6000K	98%
SG	 SG/IP55	Gel coating	8mm*2.7mm		90%
ET	 ET/IP67	Extrusion tube	10mm*4.8mm	2700K/3000K/4000K/6000K	88%
EF	 EF/IP68	Extrusion filling	10mm*5mm		86%

### ▼ Accessories Information

Name	Picture	Code	description
Connector for wire and FPC		94-42-620800001	8mm width, 2PIN connector of wire and FPC,suitable for white color strip, NO/NA,2PIN wire18- 22AWG
Connector for FPC and FPC		94-42-620800002	8mm width, 2PIN connector of FPC and FPC,suitable for white color strip,NO/NA
Connector for wire and FPC		94-03-00-0044	8mm width, 2PIN connector of wire and FPC,suitable for white color and gel coating strip,SG,2PIN wire18- 22AWG
Connector for FPC and FPC		94-03-00-0048	8mm width, 2PIN connector of FPC and FPC,suitable for white color and gel coating strip,SG
Slim connector		94-03-00-0065	TSC-08-2, suitable for 8mm fpc to fpc connection , IP20, 2pin, 10pcs per bag
FPC with wire		94-03-00-0066	wire connection when using together with TSC-08-2,IP20,2PIN, 10PCS per bag
Fixed Clip		94-02-00-0002	Silicone clip, screw: PA 3*8mm, suitable for 8mm FPC,EH/EF/ET strip
Fixed Clip		94-02-00-0017	Fixed clip, transparent, 3*8mm self-tapping screws, suitable for 8mm FPC,NO/NA LED strip
Fixed Clip		94-02-00-0015	Fixed clip, transparent, 3*8mm self-tapping screws,suitable for 8mm FPC,SG LED strip
Silicone end cap set		94-02-00-0021	including end cap and plug,suitable for 8mm FPC,EH/ET/EF silicone extrusion strip
Mounting groove		94-02-00-0024	Transparent PVC mounting groove,suitable for 8mm FPC,silicone extruded EF/ET strip
Stopper glue		94-16-03010001	Silicone gel,suitable for ST/ET/EH/EF/SF waterproof LED strip

## ▼ Order Code Formats

1: Category		2: LED		3: LED/m		4: Voltage		5:FPC Width		6: IP Process		7: CRI		8: CCT	
D	-	8	2835	120	120 LED	12	12V	08	8mm	NO	NO	8	> 80	SW	2700K
										NA	NANO			WW	3000K
										SG	Gel coating			NW	4000K
										ET	Extrusion tube			W	6000K
										EF	Extrusion filling				
D	-	8		120		12		08		NO		8		NW	

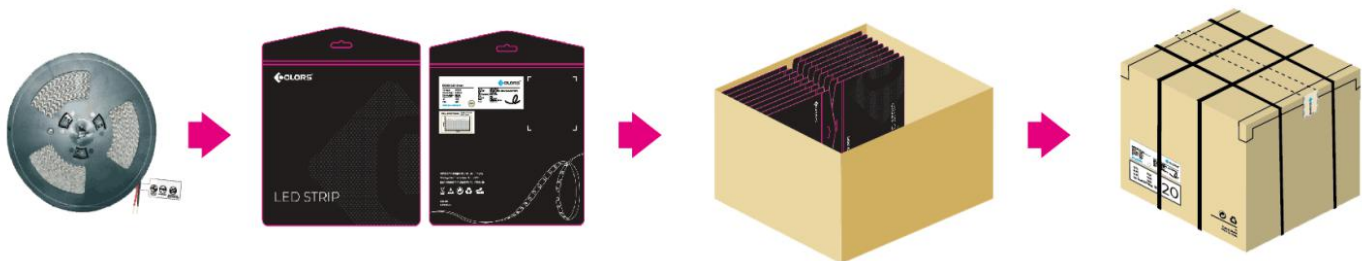
  

9: Silk Printing		10: Entry cable		11: Wire type		12: Wire length		13: Tape type		14: Label Type		15: Strip Length	
N	Neutral	S	Single	A	red and black cable	012	12cm	W	White 3M	C	COLORS	0500	5m
C	COLORS	D	Double	B	SM-male wire	020	20cm	Y	Yellow 3M	S	Customized	5000	50m
S	Customized	X	Nothing	C	SM-female wire	050	50cm	R	Red tape			4000	40m
				X	Nothing	100	100cm	X	Nothing				
						0	Nothing						
N		S		A		012		W		C		0500	

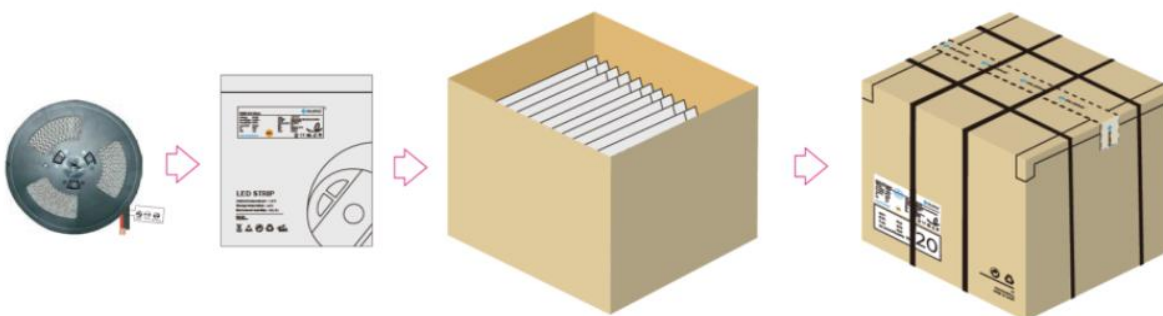
**D81201208NO-9NWN SA012WC0500**

## ▼ Packing

### Colors brand package



### General customized package

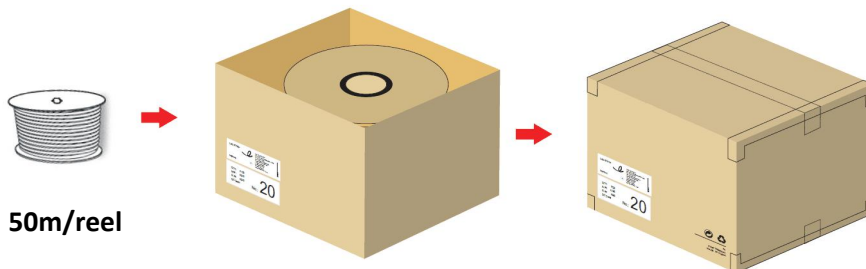


IP Process	Product size(mm)	Product quantity (m/reel)	Product quantity (m/case)	Product net weight(kg)	Net weight per box (kg)	Gross weight (kg)	Package size (cm)
NO	5000*8*1.5	5	300	0.115	6.9	7.935	41*41*26
NA	5000*8*1.6	5	300	0.118	7.04	8.142	41*41*26
SG	5000*8*2.8	5	300	0.203	12.18	14.007	41*41*26
ET	5000*10*4.8	5	200	0.44	17.6	20.24	41*41*26
EF	5000*10*5	5	200	0.486	19.44	22.36	41*41*26

Remark: data with 10% tolerance

### Engineering packaging of ET(IP67)/EF(IP67)

(free-soldering end caps with 40 cover per box could be ordered separately if needed)



### Engineering packaging of NO(IP20)/NA(IP65).



IP Process	Product size(mm)	Product quantity (m/reel)	Product quantity (m/case)	Product net weight(kg)	Net weight per box (kg)	Gross weight (kg)	Package size (cm)
NO	50000*8*1.5	50	650	1.15	14.95	17.193	41*41*26
NA	50000*8*1.6	50	650	1.18	15.34	17.641	41*41*26
ET	50000*10*4.8	50	100	4.48	8.96	10.304	25.5*25.5*26
EF	50000*10*5	50	100	4.95	9.9	11.385	25.5*25.5*26

Remark: data with 10% tolerance

## ▼Precautions

- ※ Please drive the led strip with 12VDC isolated power, and the ripple of the constant voltage source should be less than 5%.
- ※ Please do not bend the strip into an arc with a diameter less than 60mm to ensure the longevity and reliability.
- ※ Do not fold it in case any damage of LED beads.
- ※ Do not pull the power wire hard to ensure the longevity. Any Crash may damage the LED light is prohibited.
- ※ Please make sure the wire is connected to the anode and cathode correctly. The power output should be consistent with the voltage of the strip to avoid damage.
- ※ LED lights should be stored in dry, sealed environment. Please only unpack it before usage. Ambient temperature: -25°C~40°C.Storage temperature: 0°C~60°C.Please use the strips without waterproof within indoor environment with humidity less than 70%.
- ※ Please be careful during operation. Do not touch the AC power supply in case of electric shock.
- ※ Please leave at least 20% power for the power supply during using to ensure there is enough power supply to drive the product.
- ※ Do not use any acid or alkaline adhesives to fix the product (e.g.: glass cement).